

Mobile and Ubiquitous Computing

RFID Applications

Identification Friend or Foe



- Introduced during WWII to distinguish between own and enemy aircraft
- Uses the Radar system
- In common use today for air traffic management
- Employs the secondary surveillance radar
- Air traffic management uses Mode 3/A or S
- Uses a lot of power

Automated Toll Collection



- Automated collection of motorway toll fees
- Battery powered device on the vehicle
- Interrogator installed at the toll portal
- Credit stored in the tag and fees deducted at every passage



Car immobilizers

- Battery operated
- Usually integrated into key fob
- Controls access to the vehicle
- Variations of this used for fuel payment e.g. Mobil Speedpass
- Has been cracked (description at <http://rfidanalysis.org/>)



Livestock tagging



- External tag (ear, legs)
- Passive tags require no battery
- Used to track animals
- In some cases additional sensors can be used
 - temperature sensor for birth prediction

Contactless Smart Cards



- ISO/IEC 14443 specification
- Passive tags, do not require battery
- Very popular for ticketing across the world
- May store credit
- Alternative to contact smart cards

Ticketing



- Mostly ISO-based
- Requires token and extensive reader infrastructure
- No battery
- Read-write applications
- Many form factors for readers
- Oyster card system in London: 14M users, 16k Readers

Payment




- Injectable RFID tag used for payment in Baja Beach Club (Barcelona, Spain, and Amsterdam, The Netherlands)
 - Provides access to VIP room
- Sony FeLiCa chip used NTT DoCoMo in their FOMA platform for point of sale payment
 - Near Field Communication (NFC) technology standardised
- European Central Bank explores its use in euro notes

Access control



- Authentication and access control
- Reader operates door locks or entry portals
- Same principles as ticketing

Tag people



- Verichip RFID tag FDA approved for use with humans
- Many applications claimed:
 - Medical, medication, surgery
 - Kidnap victims
 - Nightlife
 - Track offenders (150k people currently tagged in the UK)
 - Identification
- Highly hackable (more on this at the end)

Retail



- Consumer applications: smart self, smart shopping cart, inventory tracking
- Large scale trials (Metro Supermarket, Germany)
- Actual implementations (Mitsukoshi Department Stores in Japan)
- Makes sense for high-value items only
- Passive (no battery) tags should cost less than 5 cents

Pharmaceuticals



- Anti-counterfeiting a priority
- Additional applications
 - correct medication
 - inventory management
 - recall
- Issues related to effects of radiation on drugs

Museum exhibits

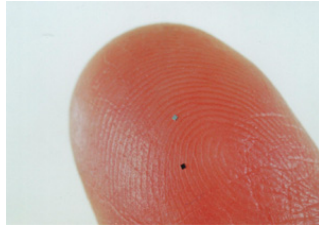


- Tags in the floor read by displays on wheels at the Okayama City Digital Museum
- PDA recognizes specific exhibits at Granite State MetalWorks
- San Francisco MOMA installation that displays live social networking information




- Bruce Sterling's Spime: objects with dual physical and digital identities
- Meghan Trainor RFID sculpture series With Hidden Numbers
 - Objects in the work contain RFID tags that trigger audio streams
- Marcus Kirsch pigeon tagging in Rotterdam, Netherlands
 - Project Urban Eyes
 - A pigeon landing on a feeder box triggers a nearby camera or transmits an image associated with that bird
 - A passersby with Bluetooth capabilities can download the generated images.

Asset Tracking



- Tag and trace assets of different types
 - documents (close proximity e.g. Hitachi mu-chip)
 - clothing garments in transit (DHL warehouse robot)
 - food (kaiten sushi bars)
- Pretty much anything big enough and valuable enough

Location tags



- Affix tags at locations
- Tags transmit location identifiers thus allowing locations sensing
- Extensive installation at Shinjuku in Tokyo
- Same idea used indoors at the Exploratorium to create an interactive museum guide

E-Passport



Quelle: Bundesministerium des Innern



- ICAO specification
- US mandate
- Many countries currently implementing (US first issue 14 Aug 2006)
- Based on the ISO 14443B spec
- Heavily revised security measures
- Relies on global PKI infrastructure

E-Passport

- Holds same data as printed version plus image
 - image intended to be used for face recognition
- Readers use public keys to verify data
- Data from machine readable strip used to control access
- US version incorporates metal shield to prevent reading when passport is closed
- Online verification of credentials presented
- Mostly closed system for border control

Supply-chain applications



- Drivers:
 - Reduce shrinkage
 - Monitor inventory
 - Efficient replenishment (Just In Time processes)
 - Storeroom and store-front
 - Vendor-managed inventory
- Current stock error 8-12%
 - Replace POS estimates

More about supply-chains



- Introduced by US Army after first Gulf War
- Wall-Mart has set deadline in 2005 for top 100 suppliers
- IBM, SAP, Sun, Microsoft, BT all offer solutions
- M&S is running now item-level trials to validate business case

Mobile and Ubiquitous Computing

RFID Basics

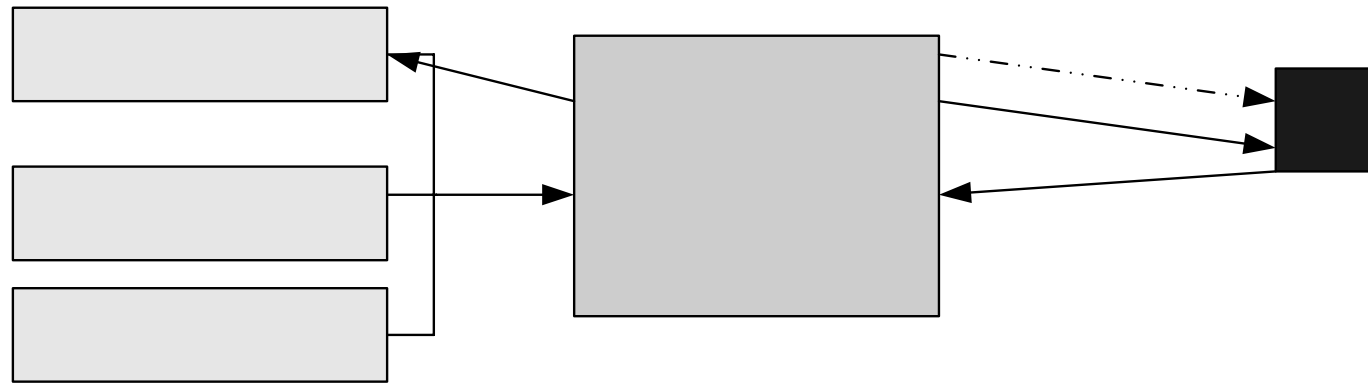
Overview

- RFID principle of operation
- Passive and active tags
- Components of a tag and a reader
- Coupling effects
 - Near and far field coupling
- Air interfaces and modulation
- Characteristics of each type
- Trade-offs

RFID Basics

- AC oscillation at the end-points of an antenna creates magnetic and electric fields
- RFID uses these fields to transmit energy and for communication
- Depending on which field is used and how the transmitted energy is used we get different types of RFID systems

Sequence of events



1. reader configured with operational parameters
2. reader creates field that powers up the tag
3. reader initiates communication
4. tag responds
5. information returned to middleware/applications after possible additional processing step

5

1

Middleware

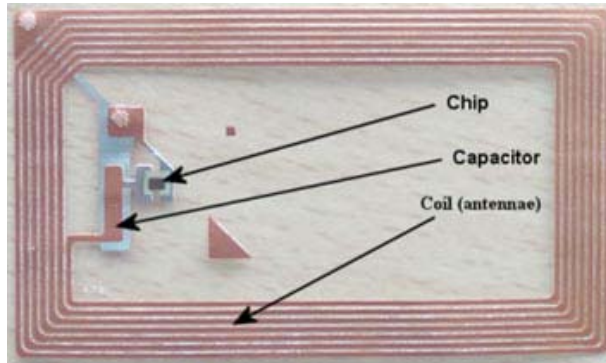
Network

management

Reader

management

Tag components



Tag internals




Typical polymer enclosure

- Antenna (different types according to coupling method used)
- Chip (for passive tags this is a simple state machine)
- Capacitor (to store transmitted power)
- Enclosure

Reader components

- HF interface
 - transmitter/receiver
 - separate pathways
- Control system
 - microcontroller
 - ASIC module (crypto, signal coding)
 - network module
- Antenna
 - integrated/external
 - one or many



Component roles

- High-frequency interface
 - generates transmission power to activate tag
 - modulates transmission/demodulates tag signal
- Control system
 - control communication with tags
 - anti-collision, data crypto, authentication
 - signal coding and decoding
 - interact with network services
- Multiple antennas are seen as one (cf. tag orientation issues later)

Near and Far Field

- <100Mhz magnetic, inductive or near-field coupling
 - Near field means that the wavelength is several times greater than the distance between the reader and tag
 - Examples: 128 kHz and 13.56 MHz
 - Same principles as the transformer
 - Electric component is not involved
- >100Mhz capacitively or far-field coupling
 - Examples: 915MHz and 2.45 GHz
 - Same principle as the Radar
 - Magnetic field is not involved

Active versus Passive

- Power to operate the chip
- Active tags:
 - Use battery to power up the chip
- Passive tags:
 - Power up using the coupling effect
 - Essentially the reader transmits power used by the tag
- Semi-passive tags
 - Use battery to operate the chip
 - Antenna optimized for data transmission

Active Tags

- Advantages
 - Transmit at higher power levels
 - Longer range
 - More reliable communication
 - Can operate in challenging environments (e.g. around water)
 - Can have additional sensing capability (e.g. temperature)
 - Can initiate transmissions
- Limitations
 - Stop when their battery expires (10 years at best)
 - More expensive
 - Larger size (to accommodate the battery)

Passive Tags

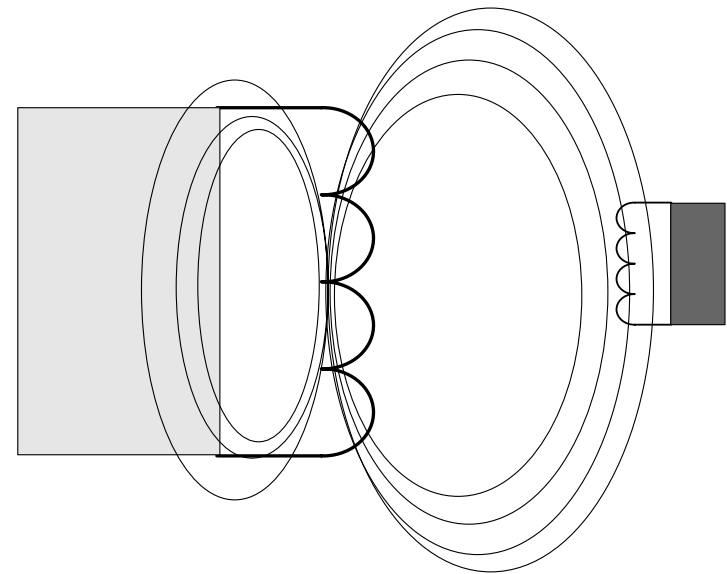
- Advantages
 - Low cost
 - No battery, so they do not expire (unless damaged)
 - Small size
 - Increasingly printable
- Limitations
 - Restricted processor, memory and communications
 - Functionality has to be offloaded to the network
 - Limited capability to protect themselves
 - Only operate in the vicinity of readers
 - Harder to operate in harsh environments

Passive Tag Implications

- Manufacture at less than 5 cents per tag by 2010
 - not counting royalties and other IPR!
- Major interest in logistics
 - industry backing
- Massive investment by semiconductor industry
 - rapid progress on many fronts
- Key idea:
 - store only a Universally Unique Identifier in the tag
 - carry out all related processing on the network

Near Field Coupling

- Employs magnetic induction
 - Same idea as the transformer
 - Coil-shaped antenna
- AC at coil \rightarrow current at antenna
- Charge stored in tag capacitor
- Powers up chip
- Tag changes impedance at coil affecting current drawn by coil
- Reader decodes change via the potential variation in its resistance
- Process called load modulation




Near Field Coupling

- Coils of reader and tag separated in space
- Coupling requires that magnetic field of reader intersects the tag coil
- This is the near field of the EM field created by AC oscillation
- Strength of field falls proportionally to $1/d^3$
 - center of reader coil to tag

Near Field Coupling

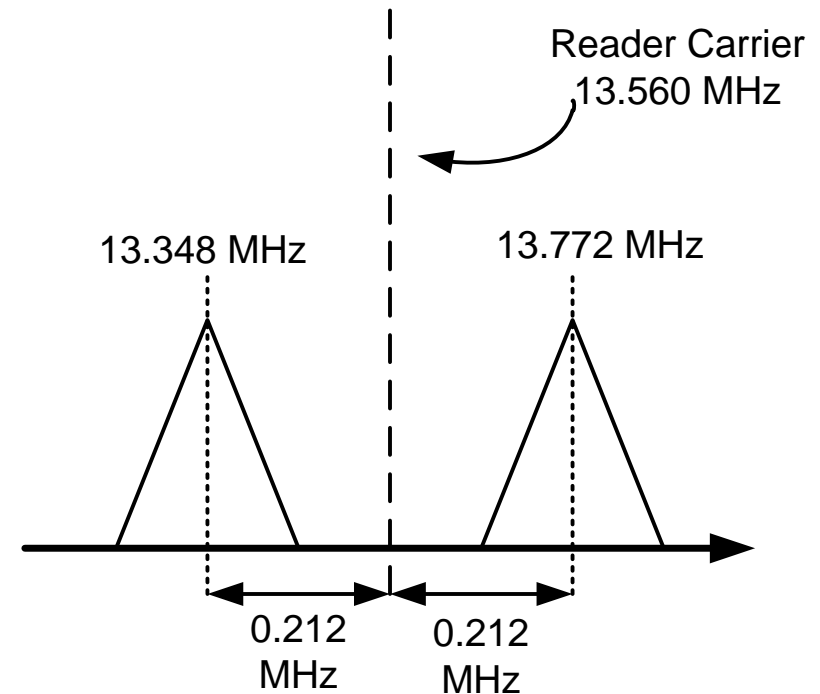
- Size of field depends on frequency of current and limited within $2D^2/\lambda$
 - after this, the far field starts
- Examples:
 - ISO 14443 operates at 13.56MHz, NF is 3.6 meters
 - UHF 915Mhz NF is 6cm
- Larger antennas can help
- In practice most systems work in 1-30cm range

NF Tag examples



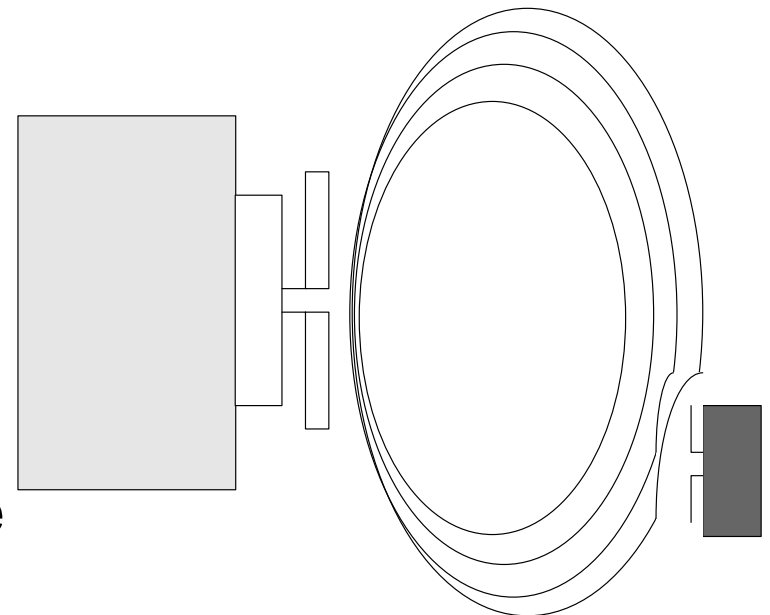
Communication with load modulation

- Voltage fluctuation at reader antenna as result of tag resistor change is tiny
 - e.g. 100V reader to 10mV signal
- Detecting this signal is a problem
- Load modulation using the subcarriers is one solution
- Load resistor of transponder switched on/off at frequency f_s then two spectral lines at $f_r \pm f_s$
- Data transmitted using this frequency



Far Field Coupling



- Antenna is a dipole
- RF backscatter rather than induction
- Backscatter: reflect back some part of reader RF signal
- Reader decodes reflections as variation in amplitude
- Reader must have very sensitive receiver:
 - energy attenuation reduces by $1/d^2$
 - so reflections $1/d^4$ of original power
 - d separation of tag and reader



Far Field Coupling

- Backscatter is the radar principle
 - electromagnetic waves are reflected by objects greater than $\frac{1}{2}$ of the wavelength
- *The reflection cross section* (the signature of the object) can be modified by altering the load connected to the antenna of the tag
 - switching the tag resistor on and off creates the data stream
- Effective range of reading is typically 3-4 meters
- Reader sensitivity one microwatt
- Tags benefit from Moore's law
 - less energy needed to power up the tag

FF Tag examples



Tag orientation effects

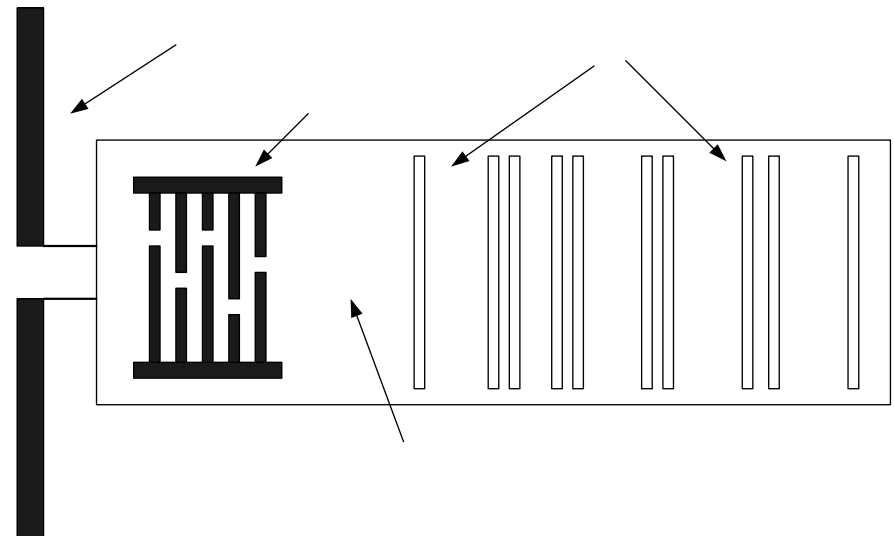
- Alignment of tag antenna is second most important factor in effectiveness (after distance)
- In either near field or far field systems tag must NOT be perpendicular to reader antenna
 - Tag fails to be read
- (Partial) solution to this problem:
 - Antenna design or many antennas with different alignments
 - Multiple readers (but beware of reader collisions)

Influence of Objects and Environment

- Inductive systems
 - Unaffected by dielectric or insulator materials e.g. paper, plastics, masonry, ceramics
 - Metals weaken the field (depending how ferrous they are)
 - May also detune tags if they work at a resonant frequency
- Electric
 - Can penetrate dielectric material
 - Water molecules absorb energy
 - Metals reflect or scatter and can completely cloak tag
 - Tag on tag effect are also very strong in higher densities

SAW Tags

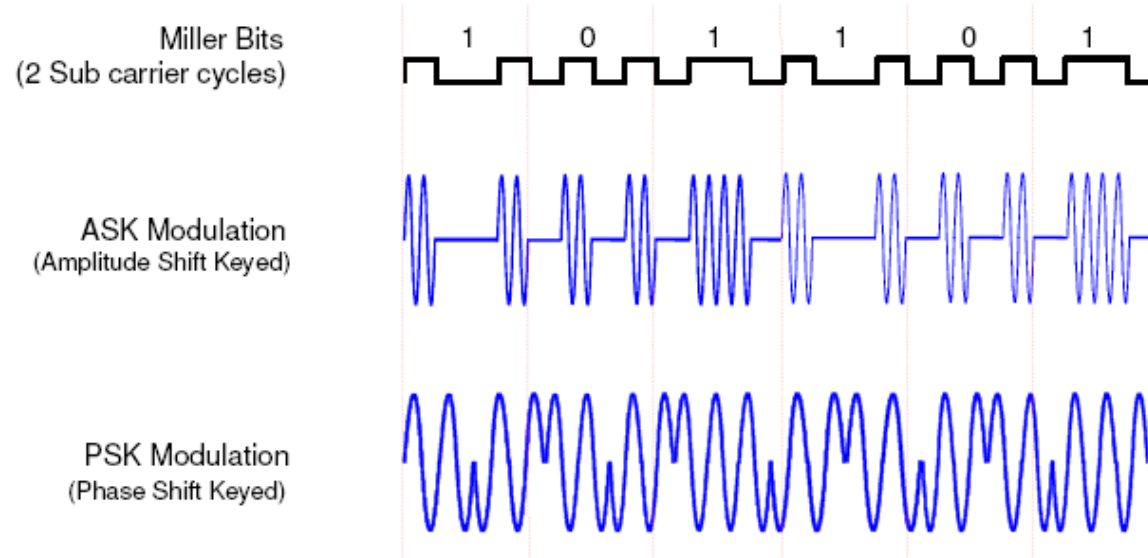
- Surface acoustic wave
- Reader scanning pulse (2.45 GHz) into IT and converted into acoustic wave
- Reflectors bounce back creating unique signature due to their arrangement
- IT converts back to pulse (one pulse per reflector)
- Transmitted to reader



UHF Gen 2 Tags

- 860-960 MHz UHF
 - Europe 865.6-867.6 MHz
 - N. America 902-928 MHz
 - Japan 952-954
- Listen before you talk
- Dense reader installations
- 2-3.28W (effective)
- 500-1500reads/s

Modulation and encoding



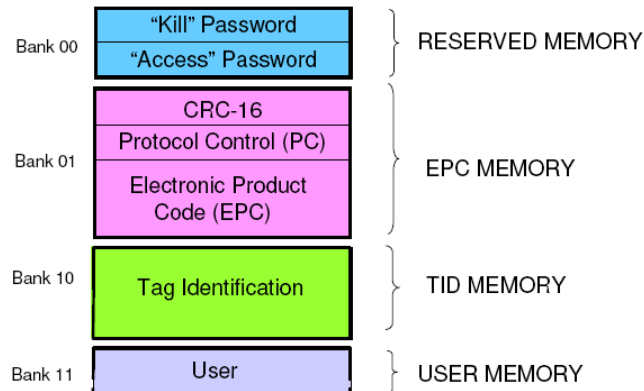
- Reader to tag:

- Modulation: ASK
- Encoding: Pulse Interval
- Bit Rate: 26.7 to 128 Kbits/s

- Tag to reader:

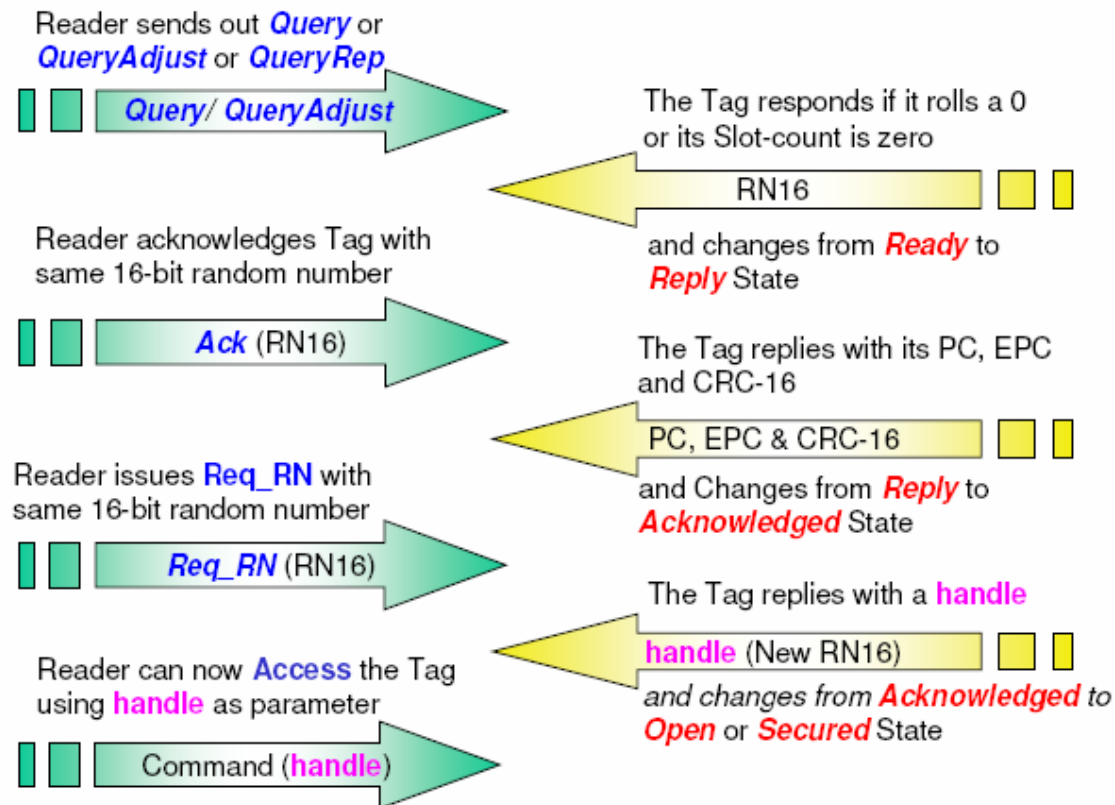
- Modulation: ASK or PSK
BACKSCATTER
- Encoding: FM0 Baseband (40 to 640 Kbits/s)
- Miller Sub-carrier (5 to 320 Kbits/s)

Memory structure



- Reserved: kill and secure passwords,
- EPC: CRC(16), PC and EPC
 - 5-bits giving the length of the PC + EPC
 - 2-bits RFU (always zero)
 - 9-bits for a Numbering System Id (NSI)
 - Which may contain an EPCglobal™ header
 - or an AFI as defined in ISO 15961
- TID and USER covered

Tag states



Types of tags (by frequency)

Band	Frequency	Use
Low Frequency (LF)	120-135 kHz	Short range applications
High Frequency (HF)	13.56 kHz	Worldwide frequency available to smart cards and labels
Ultra High Frequency (UHF)	433 MHz 860-950 MHz	Active low power tags Supply chain
Microwave	2.45 GHz	Active tag technology gives range and fast data rates.

LF Tags

Data capacity	Low to High	64-bit read-only up to 2kbit read/write
Read-write	RO/RW	Both types available
Data transfer	Slow	Typical less than 1 kbits/s and may be as low as 200 bits/s (e.g. 0.5 second per tag of 96-bits at 200 bits/s)
Range	Low	Up to 0.5m for passive tag systems Up to 2m for active tag systems
Readability	Low	Single read and anti-collision systems available.
Form	Varied	Operating temperature typically -40 to +85°C 5-10 cm ³ active and 2-5 cm ² passive
Costs	Varied	Best suited to ratios of 30 tags per reader
Applications		Manufacturing support, large vehicle and container identification, access control, animal identification, proprietary

HF Tags

Data capacity	High	Passive RW from 512 bits (often with a 64-bit factory set UID) to 8kbit (in addressable sectors)
Read-write	RO/RW	Both types available
Data transfer	Medium	Typically 25 kbits/s but commonly in excess of 100 kbits/s (e.g. 40 tags in 0.1 sec for 512 bit tags) Error checking built into protocols in some cases (lower effective)
Range	Low	Up to 1.2m for passive tag systems Up to 1.5m for EAS applications
Readability	Low	Anti-collision systems for about 40 tags per reader
Form	Varied	Operating temperature typically -25 to +70°C Typical 10 cm ³ active and 10 cm ² passive Flexible or rigid substrates, industrial hardened
Costs	Varied	Depends on form factor, but currently about 75 cent
Applications		Parcel tracking and services, airline baggage management and reconciliation, library systems and rental services, laundry services and logistics

UHF Tags

Data capacity	High	Active-passive between 32 bits to 4 kbits
Read-write	RO/RW	Both types available
Data transfer	Fast	Typically 40 kbits/s but can be in excess of 256 kbits/s (downlink up to 160)
Range	High	Up to 7m for read (or 6.5 in Europe) Up to 5m for write
Readability	Low	Anti-collision systems for about 100 tags per reader (reported 1000)
Form	Varied	Operating temperature typically -40 to +65°C Typical 1-2 cm ³ active and 10 cm ² passive Flexible or rigid substrates, industrial hardened
Costs	Medium	Depends on form factor (target is 5 cents but currently about 25)
Applications		Asset tracking, supply chain

Microwave Tags

Data capacity	High	Active-passive between 128 bits to 32 kbits (partitioned)
Read-write	RO/RW	Both types available
Data transfer	Fast	Typically 100 kbits/s but can be in excess of 1 Mbits/s
Range	High	Up to 30m for read (typical 5m) About 1m for writes
Readability	Low	Advanced anti-collision systems
Form	Varied	Operating temperature typically -25 to +70°C Typical 1 cm ² passive
Costs	High	Depends on form factor (relatively high)
Applications		Fast moving vehicles, factory automation, access control, road tolling and supply chain and military logistics.

Summary

- RFID principle of operation
- Passive and active tags
- Components of a tag and a reader
- Coupling effects
 - Near and far field coupling
- Air interfaces and modulation
- Characteristics of each type
- Trade-offs